

MOCK EXAM – Complete mock exams which test your knowledge and understanding of the GCSE topics you have studied.



Education Post 16 & jobs– Start thinking about what you want to do next- college or apprenticeship? What is your dream job and why?



REVISION– Begin in-class revision to supplement the revision you are already completing in your own time and during intervention.



RESULTS – Your MFL journey at Westborough is now complete! Congratulations and good luck in your future!



YOUR FUTURE



Life at school and college–Talk about your lessons and those pesky school rules!

Speaking examination– Prepare your booklet and chose your favourite topic to speak about- 25% of your GCSE!

GCSE EXAMS– Complete the 3 remaining exams.



My studies– Am I lucky? Learn to compare your school with others across the globe.

YEAR 11



MOCK EXAM– Complete mock exams which test your knowledge and understanding of the GCSE topics you have studied.

Social Issues– Explore healthy and unhealthy lifestyle. The advantages and disadvantages.



Travel and tourism– Where would you go on holiday if you won the lottery?



Me, my family and friends– Learn to talk about how you get on with your family and how annoying your siblings are!




Free time activities– Talk about all of your hobbies and going for a cheeky Nandos or Chicanos!

Speaking examination preparation – Prepare your booklet and chose your favourite topic to speak about- 25% of your GCSE!

Social Issues–learn about homelessness and ways to help.

Customs and festivals – Learn all about the different festivals celebrated around the world!



Home town, neighbourhood and region– describe where you live and your local area.



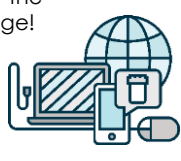
Global issues– Discuss the pressing issue of the environment and how charity has wider effects to help the world.



YEAR 10



Technology in everyday life– How is technology dangerous? Does it make the world better or worse? You be the judge!



Social Issues– Explore social issues such as homelessness and poverty


Joining letters – Learn the rules for joining letters and practice joining 3/4 letters then build up and join up to 10 letters.

YEAR 9

Alphabets – Learn the letters of the Urdu alphabet and correctly pronounce and sound each letter.

Grammar – Pronouns, present tense, writing simple sentences

Colours, numbers, time



URDU GCSE

YR9 - YR11