

Hi Year 7,

Welcome to Westborough High School.

As part of your summer transition project for maths, we have decided to introduce you to maths watch, an online platform we use at Westborough. With MathsWatch, you can access video tutorials which explain topics just like a teacher would within the classroom. You can independently practice real exam style questions with instant feedback on your performance. Finally you can also complete assignments set by your teacher with instant feedback provided to both you and your teacher.

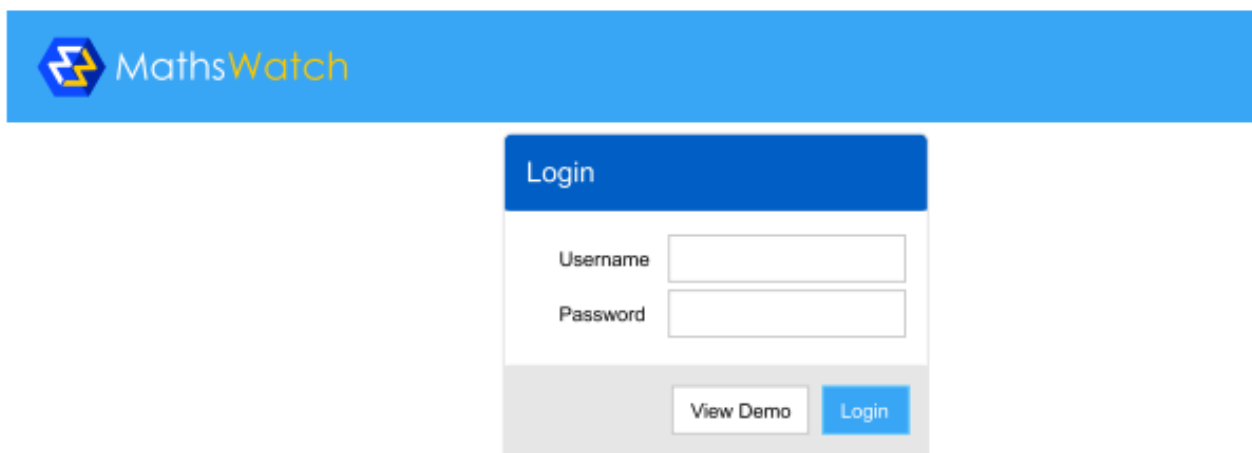
For your summer project you have been set four assignments to complete. They are titled 'Emerging work', 'Developing work', 'securing work' and 'mastering work'. You need to work in EDSM order and do as much as you can on each assignment. Your results will be sent back to your teacher to view and analyse in September.

I will now talk you through how MathsWatch works:

First things first, let's log in

Please navigate to vle.mathswatch.co.uk using your preferred browser (we do recommend Google Chrome but IE, Safari and others should work just as well).

You will be presented with this login page:



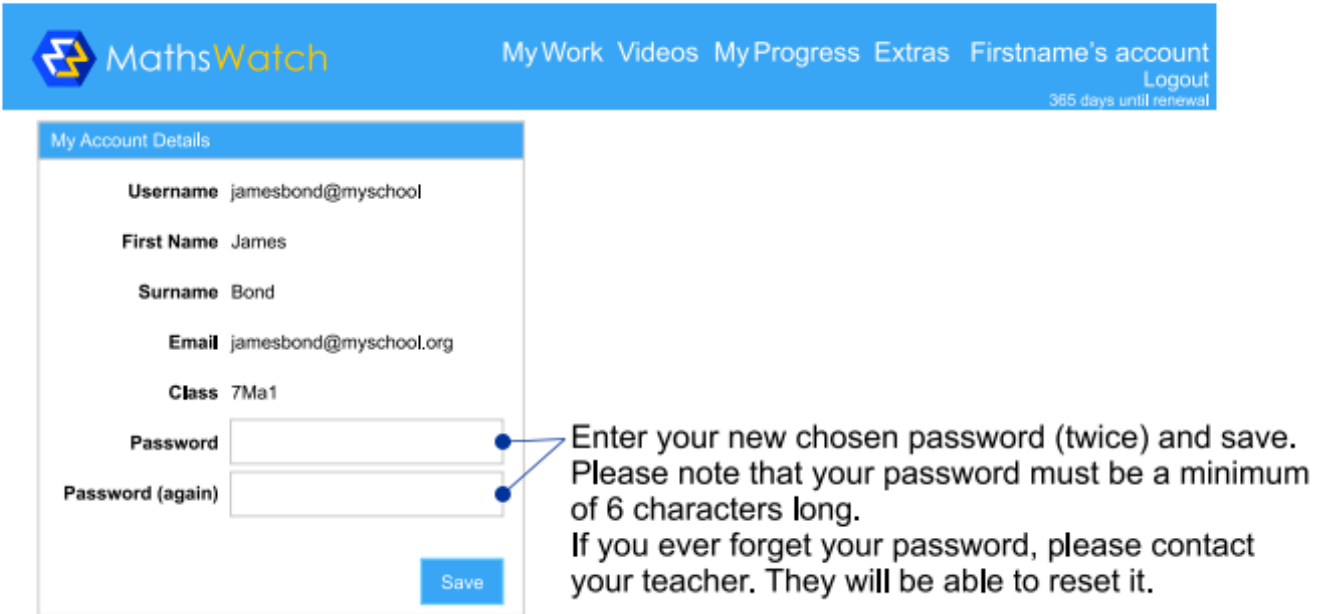
Use the login details provided in your most recent letter from Westborough.

If your school has opted for a generic password for all its students, we strongly recommend you changing it after your first login.

To do that, click on  in the top-right corner

and then choose "My Details" from the drop-down menu.

You will be presented with this screen:



[My Work](#) [Videos](#) [My Progress](#) [Extras](#) [Firstname's account](#)
[Logout](#)
 365 days until renewal

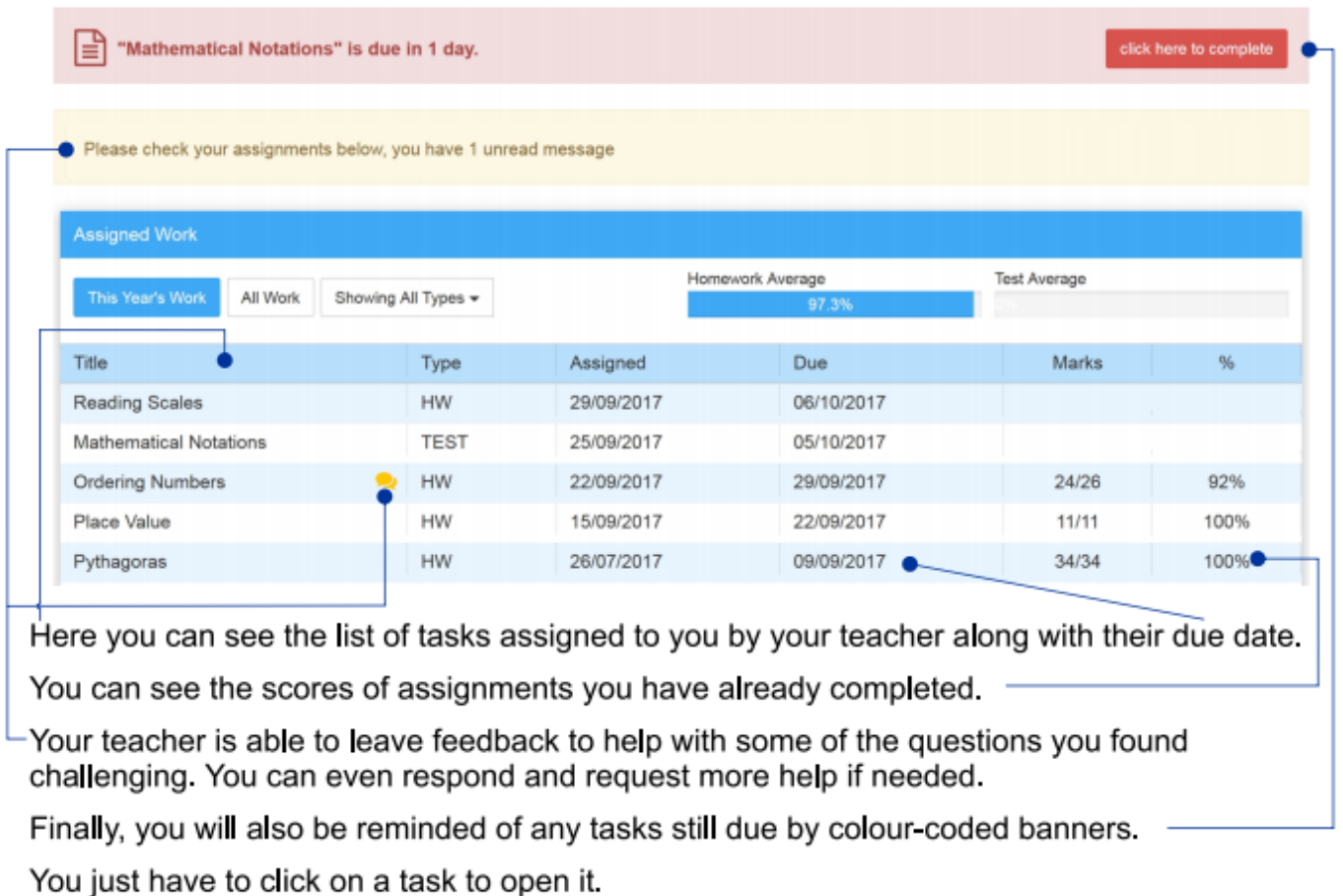
My Account Details


Username jamesbond@myschool
First Name James
Surname Bond
Email jamesbond@myschool.org
Class 7Ma1
Password
Password (again)
[Save](#)

Enter your new chosen password (twice) and save. Please note that your password must be a minimum of 6 characters long. If you ever forget your password, please contact your teacher. They will be able to reset it.

Assigned tasks

After a successful log in, you are always presented with your "My Work" section.



 "Mathematical Notations" is due in 1 day. [click here to complete](#)

Please check your assignments below, you have 1 unread message

Assigned Work

[This Year's Work](#) [All Work](#) [Showing All Types](#)

Homework Average: 97.3%
 Test Average:

Title	Type	Assigned	Due	Marks	%
Reading Scales	HW	29/09/2017	06/10/2017		
Mathematical Notations	TEST	25/09/2017	05/10/2017		
Ordering Numbers	HW	22/09/2017	29/09/2017	24/26	92%
Place Value	HW	15/09/2017	22/09/2017	11/11	100%
Pythagoras	HW	26/07/2017	09/09/2017	34/34	100%

Here you can see the list of tasks assigned to you by your teacher along with their due date. You can see the scores of assignments you have already completed.

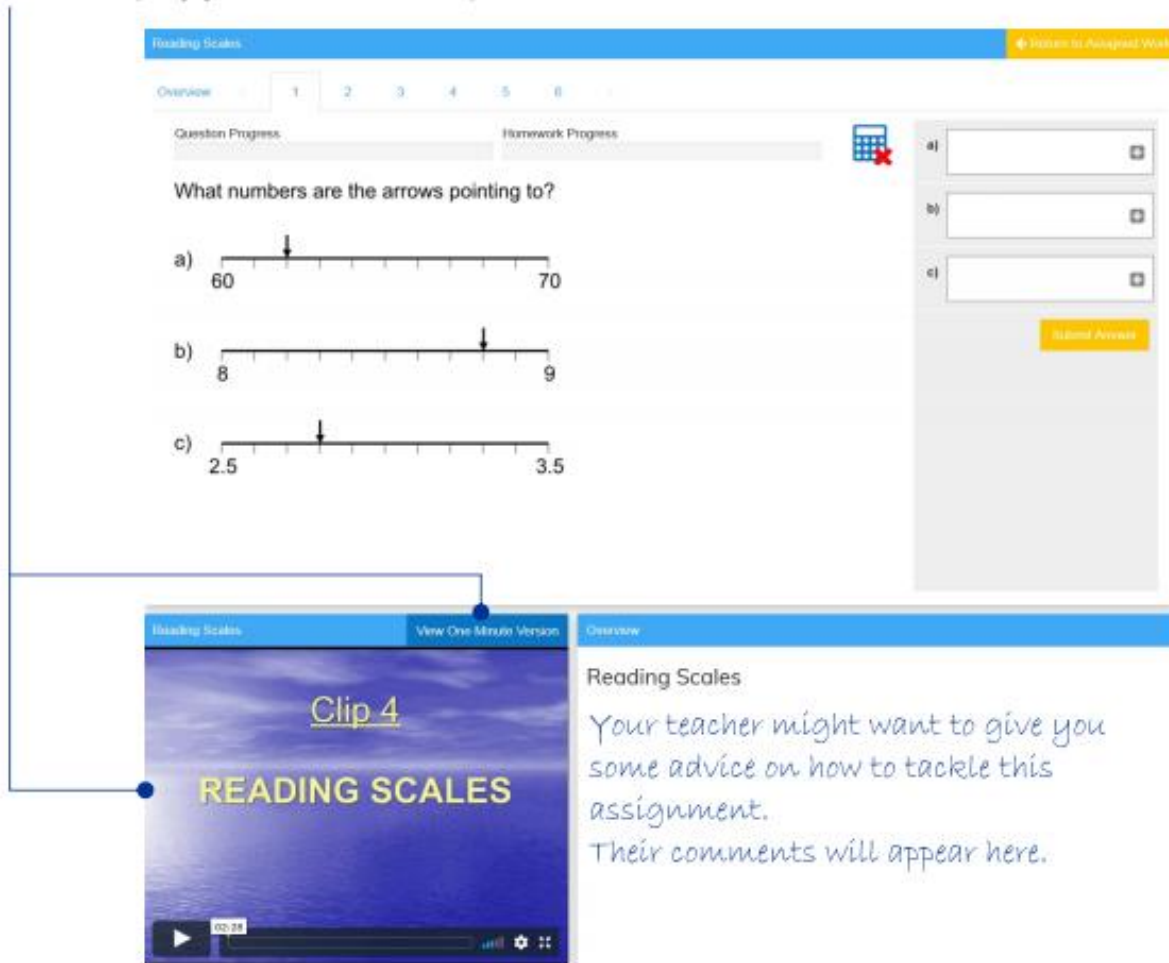
Your teacher is able to leave feedback to help with some of the questions you found challenging. You can even respond and request more help if needed.

Finally, you will also be reminded of any tasks still due by colour-coded banners. You just have to click on a task to open it.

Two types of tasks can be assigned by your teacher: **homeworks** and **tests**.

Student/Parent Guide

Homeworks can be attempted as many times as you like until the due date. Your teacher will have access to your score at the end of each attempt. To help you with the completion of the task, the video explaining the topic will always be available to play just beneath the questions.



The screenshot shows the MathsWatch interface for a 'Reading Scales' task. At the top, there's a blue header with 'Reading Scales' and a 'Return to Assigned Work' button. Below the header, there's a progress bar and a question: 'What numbers are the arrows pointing to?'. Three number lines are provided: a) from 60 to 70 with an arrow at 65; b) from 8 to 9 with an arrow at 8.5; c) from 2.5 to 3.5 with an arrow at 3.0. To the right, there are three input boxes for answers a), b), and c), and a 'Submit Answer' button. Below the question, there's a video player titled 'Clip 4 READING SCALES' with a play button and a progress bar. To the right of the video, there's a text area with a handwritten note: 'Your teacher might want to give you some advice on how to tackle this assignment. Their comments will appear here.'

Is there an App I can download on my phone/tablet?

MathsWatch is a fully responsive platform, no need for an App to use it on any SMART device. Instead, just navigate to vle.mathswatch.com using your preferred browser and enter your user details just like you would on a PC/Laptop (most devices will offer to save your login details for next use). The website adapts to any screen size so it looks consistently good on mobiles, tablets and desktops.

For quick access, you can add a MathsWatch icon linking straight to the login page from your homescreen. Here is how to do it on iOS devices with Safari:

A similar option is available for Android devices.

